

# Disney MOANA

NOVEMBER 23

IN 3D AND REAL D 3D

## HELP MOANA FIND MAUI





# MEMORY MATCH

Have an adult cut out the cards from all six pages. Fold each card on the indicated line and glue or tape the inside to make a two-sided card with the logo on one side and the character on the other. Place the cards character side down on a smooth surface and mix them up. Turn over two cards at a time to see if they match. If they don't, turn them face down again. Take turns turning over cards using your memory to recall where a matching card may be located. The person who matches the most pairs wins!




FOLD

Disney  
**MOANA**  
NOVEMBER 23  
IN 3D AND REAL D 3D



FOLD



FOLD



FOLD

Disney  
**MOANA**  
NOVEMBER 23  
IN 3D AND REAL D 3D



FOLD



# MEMORY MATCH

Have an adult cut out the cards from all six pages. Fold each card on the indicated line and glue or tape the inside to make a two-sided card with the logo on one side and the character on the other. Place the cards character side down on a smooth surface and mix them up. Turn over two cards at a time to see if they match. If they don't, turn them face down again. Take turns turning over cards using your memory to recall where a matching card may be located. The person who matches the most pairs wins!




FOLD



FOLD




FOLD



FOLD



FOLD





# MEMORY MATCH

Have an adult cut out the cards from all six pages. Fold each card on the indicated line and glue or tape the inside to make a two-sided card with the logo on one side and the character on the other. Place the cards character side down on a smooth surface and mix them up. Turn over two cards at a time to see if they match. If they don't, turn them face down again. Take turns turning over cards using your memory to recall where a matching card may be located. The person who matches the most pairs wins!




FOLD




FOLD



FOLD



FOLD






# MEMORY MATCH


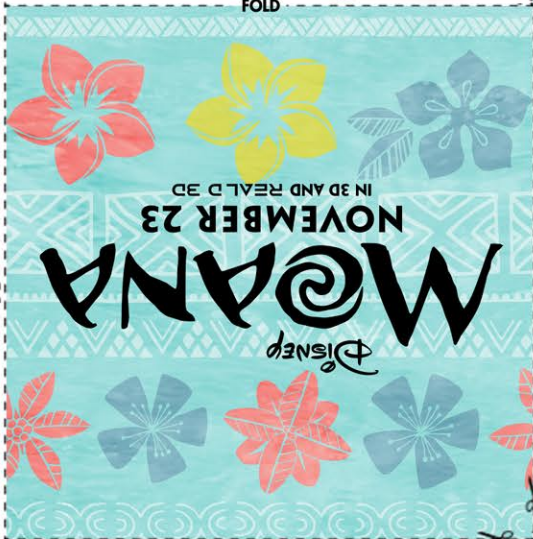
Have an adult cut out the cards from all six pages. Fold each card on the indicated line and glue or tape the inside to make a two-sided card with the logo on one side and the character on the other. Place the cards character side down on a smooth surface and mix them up. Turn over two cards at a time to see if they match. If they don't, turn them face down again. Take turns turning over cards using your memory to recall where a matching card may be located. The person who matches the most pairs wins!



FOLD




FOLD



FOLD



FOLD






# MEMORY MATCH

Have an adult cut out the cards from all six pages. Fold each card on the indicated line and glue or tape the inside to make a two-sided card with the logo on one side and the character on the other. Place the cards character side down on a smooth surface and mix them up. Turn over two cards at a time to see if they match. If they don't, turn them face down again. Take turns turning over cards using your memory to recall where a matching card may be located. The person who matches the most pairs wins!




FOLD



FOLD




FOLD



FOLD



FOLD


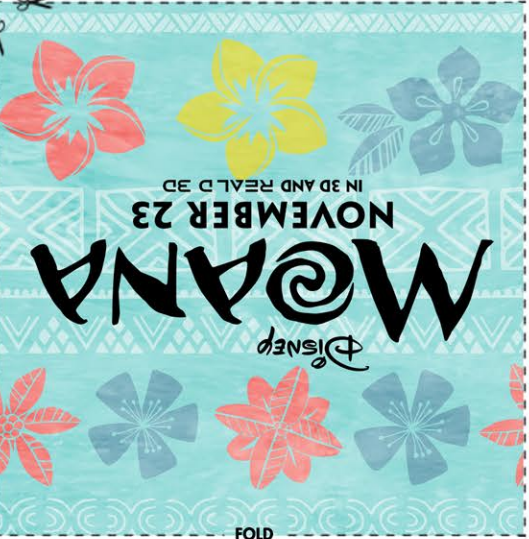



FOLD



# MEMORY MATCH

Have an adult cut out the cards from all six pages. Fold each card on the indicated line and glue or tape the inside to make a two-sided card with the logo on one side and the character on the other. Place the cards character side down on a smooth surface and mix them up. Turn over two cards at a time to see if they match. If they don't, turn them face down again. Take turns turning over cards using your memory to recall where a matching card may be located. The person who matches the most pairs wins!





# MOANA BOOKMARKS

HAVE AN ADULT HELP YOU CUT OUT THE BOOKMARK ALONG THE DOTTED LINES. FOLD THE BOOKMARK IN HALF USING SOME GLUE TO SECURE THE SIDES TOGETHER.



MOANA

x

Disney  
**MOANA**  
NOVEMBER 23  
IN 3D AND REAL D 3D


MOANA

Disney  
**MOANA**  
NOVEMBER 23  
IN 3D AND REAL D 3D



# MOANA BOOKMARKS

HAVE AN ADULT HELP YOU CUT OUT THE BOOKMARK ALONG THE DOTTED LINES. FOLD THE BOOKMARK IN HALF USING SOME GLUE TO SECURE THE SIDES TOGETHER.





# MOANA BOOKMARKS

HAVE AN ADULT HELP YOU CUT OUT THE BOOKMARK ALONG THE DOTTED LINES. FOLD THE BOOKMARK IN HALF USING SOME GLUE TO SECURE THE SIDES TOGETHER.



x

Disney  
**MOANA**

NOVEMBER 23  
IN 3D AND REAL D 3D

Disney  
**MOANA**

NOVEMBER 23  
IN 3D AND REAL D 3D

PG

©DISNEY



# MOANA BOOKMARKS

HAVE AN ADULT HELP YOU CUT OUT THE BOOKMARK ALONG THE DOTTED LINES. FOLD THE BOOKMARK IN HALF USING SOME GLUE TO SECURE THE SIDES TOGETHER.



PG

©DISNEY



Disney  
**MOANA**

**NOVEMBER 23**

IN 3D AND REAL D 3D



PG

©DISNEY





Disney  
**MOANA**

**NOVEMBER 23**  
IN 3D AND REAL D 3D



**MAUI**

**MOANA**





Disney  
**MOANA**

**NOVEMBER 23**

IN 3D AND REAL D 3D



**MAUI**


PG

©DISNEY



Disney  
**MOANA**  
NOVEMBER 23  
IN 3D AND REAL D 3D

HEIHEI



PUA




Disney  
**MOANA**

**NOVEMBER 23**

IN 3D AND REAL D 3D

MOANA



MPAA RATING  
PG

©DISNEY



Disney  
**MOANA**  
NOVEMBER 23  
IN 3D AND REAL D 3D



PG

©DISNEY